

Scaled data based on original data using  
LM-79-08 Approved Method: Electrical and Photometric Measurements of Solid-  
State Lighting Products

Test Report Prepared for  
Cooper Lighting Solutions  
(formerly Eaton)

Brand: INVUE

Report Number: P140963

Luminaire Tested: **EMM-F03-LED-E1-SL2-8030**

Issue Date: 03/03/2020

**Test Information**

Test Method: LM-79-08  
Report Number: P140963  
REPORT IS SCALED FROM IESNA LM-79-08 TEST DATA (P33690)  
Test Lab: INNOVATION CENTER-P3  
Issue Date: 03/03/2020  
Manufacturer: COOPER LIGHTING SOLUTIONS (FORMERLY EATON)  
Product Line: INVUE  
Catalog Number: EMM-F03-LED-E1-SL2-8030  
Description: EPIC MODERN MEDIUM DECORATIVE LED LUMINAIRE  
(3) LIGHTBARS WITH AccuLED OPTICS - TYPE 2 W/ SPILL LIGHT CONTROL  
Light Source: (21) 3000K CCT, 80 CRI LEDs  
Ballast/Driver: -

**Summary**

Lumens per Lamp: N/A  
Luminaire Lumens: 6015.4 lumens  
Efficiency: N/A  
Efficacy: 76.8 lumens/watt  
Luminous Opening: Rectangular (W 0.5' x L: 1' x H: 0')  
IES Classification: Type II - Short - Non-Cutoff  
BUG Rating: B1 - U0 - G2

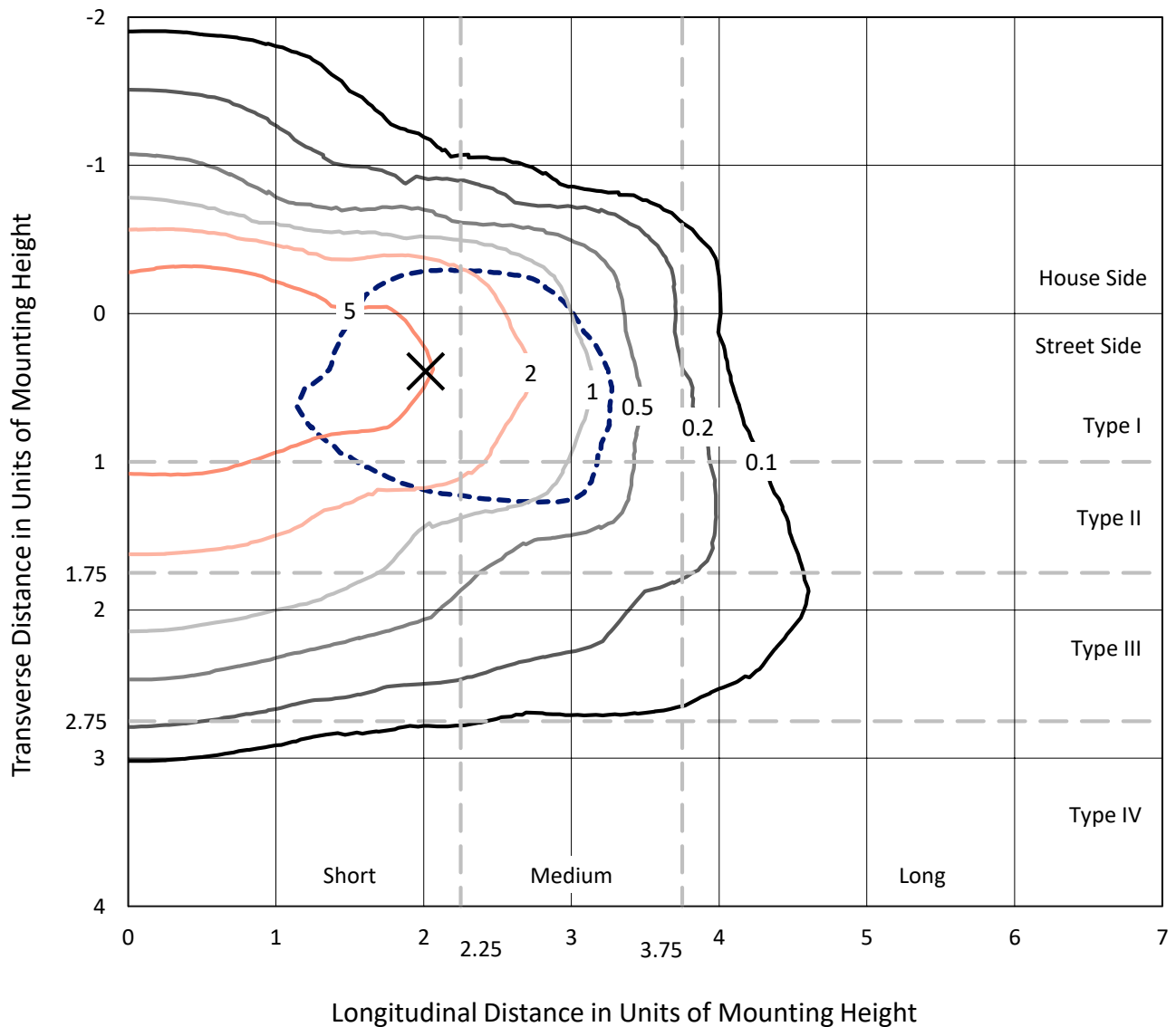
Input Watts (W): 78.3  
Input Voltage (V): NR  
Input Current (Ain): NR  
Voltage Rise (V): NR  
Power Factor: NR  
Total Harmonic Distortion (THDi): NR  
Frequency (hertz): 60  
Stabilization Time: NR  
Operation Time: NR  
Ambient Temperature (°C): NR  
Test Distance: 25 FT



REPORT NUMBER: P140963  
 CATALOG NUMBER: EMM-F03-LED-E1-SL2-8030

### Iso-Footcandle Lines of Horizontal Illumination

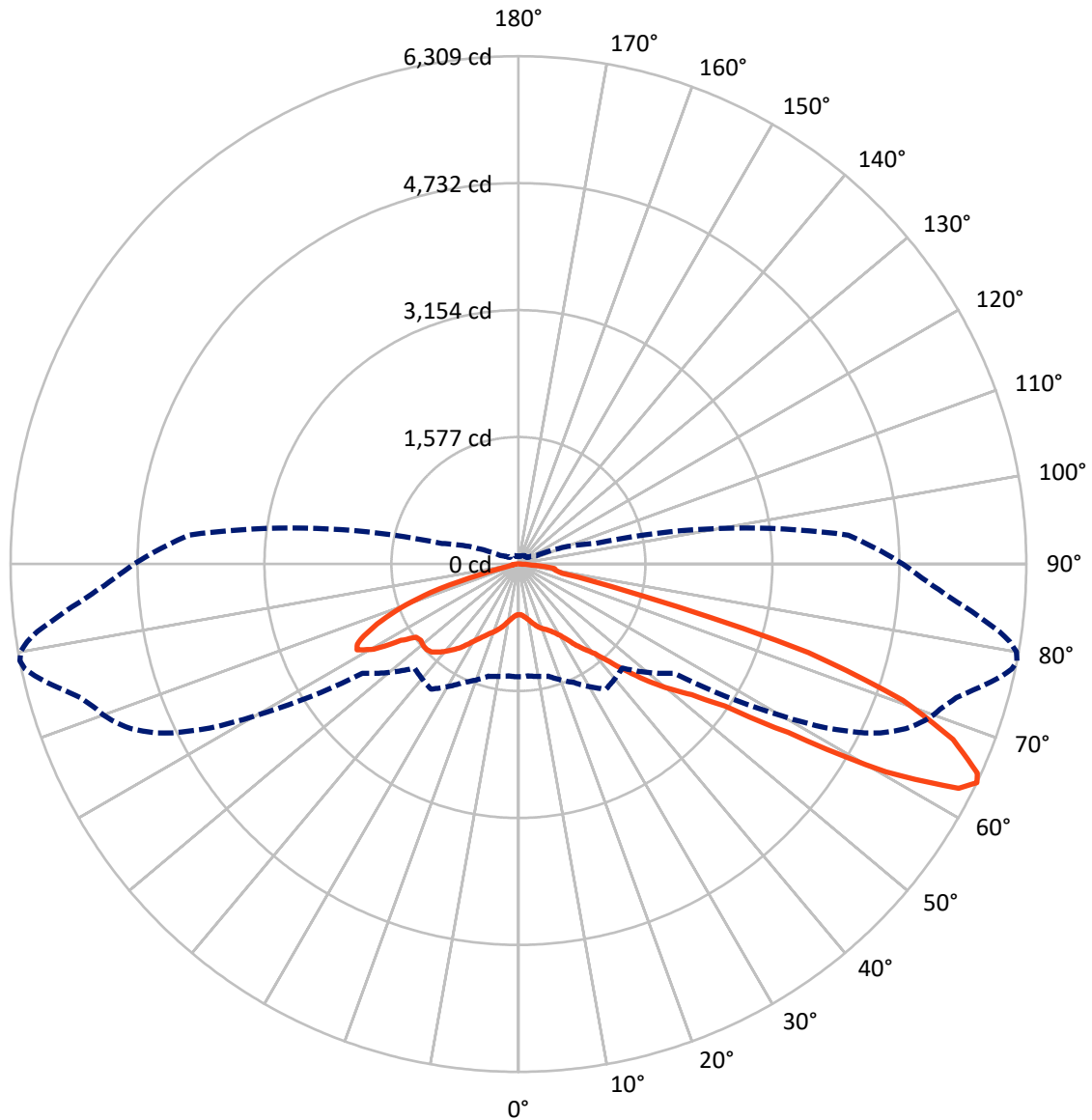
× Max cd  
 - - - 1/2 Max cd



Based on 10 foot mounting height. Maximum calculated value = 8.4 fc  
 Type II - Short - Non-Cutoff

REPORT NUMBER: P140963  
CATALOG NUMBER: EMM-F03-LED-E1-SL2-8030

### Luminous Intensity Polar Plot



— Vertical Plane Through 79-Deg Lateral    - - - Horizontal Cone Through 64-Deg Vertical

REPORT NUMBER: P140963

CATALOG NUMBER: EMM-F03-LED-E1-SL2-8030

**FLUX DISTRIBUTION:**

		Downward	Upward	Total
<b>House Side</b>	Lumens	1433.8	0.0	1433.8
	% Fixture	23.8	0.0	23.8
<b>Street Side</b>	Lumens	4581.5	0.0	4581.5
	% Fixture	76.2	0.0	76.2
<b>Total</b>	Lumens	6015.4	0.0	6015.4
	% Fixture	100.0	0.0	100.0

**Coefficient of Utilization**

**ZONAL LUMENS:**

Zone	Lumens	% Fixture
0°-10°	62.3	1.0
10°-20°	202.1	3.4
20°-30°	346.9	5.8
30°-40°	579.8	9.6
40°-50°	993.3	16.5
50°-60°	1339.9	22.3
60°-70°	1694.9	28.2
70°-80°	676.3	11.2
80°-90°	120.0	2.0
90°-100°	0.0	0.0
100°-110°	0.0	0.0
110°-120°	0.0	0.0
120°-130°	0.0	0.0
130°-140°	0.0	0.0
140°-150°	0.0	0.0
150°-160°	0.0	0.0
160°-170°	0.0	0.0
170°-180°	0.0	0.0
0°-90°	6015.4	100.0
0°-180°	6015.4	100.0



REPORT NUMBER: P140963

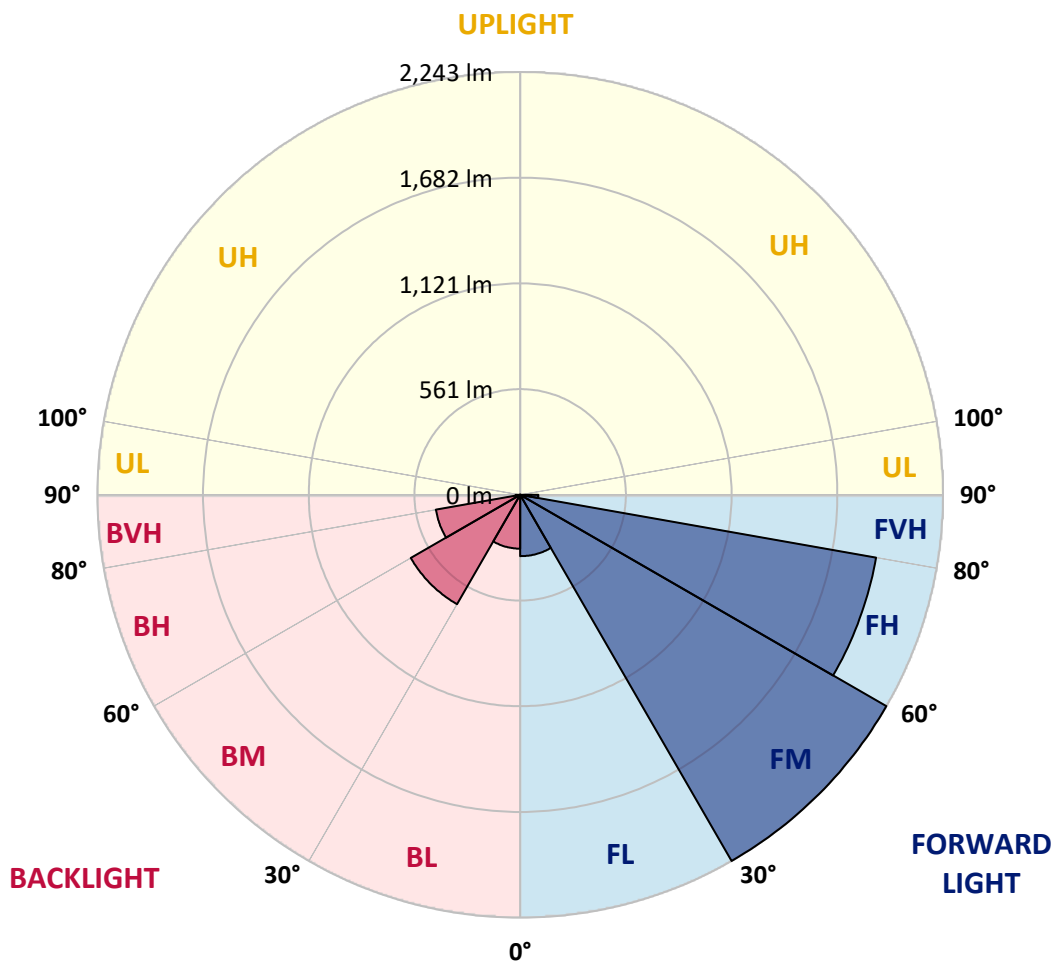
CATALOG NUMBER: EMM-F03-LED-E1-SL2-8030

**LUMINAIRE CLASSIFICATION SYSTEM LUMEN TABLE AND BUG RATING:**

Zone	Lumens	% Fixture	Zone Rating/Lumen Limit		
			B	U	G
FL (0°-30°)	325.5	5.4			
FM (30°-60°)	2242.9	37.3			
FH (60°-80°)	1917.0	31.9			G2/5000
FVH (80°-90°)	96.1	1.6			G1/100
BL (0°-30°)	285.7	4.7	B1/500		
BM (30°-60°)	670.0	11.1	B1/1000		
BH (60°-80°)	454.2	7.6	B1/500		G1/500
BVH (80°-90°)	23.9	0.4			G1/100
UL (90°-100°)	0.0	0.0		U0/0	
UH (100°-180°)	0.0	0.0		U0/0	

**BUG Rating: B1-U0-G2**

Type II Short





REPORT NUMBER: P140963

CATALOG NUMBER: EMM-F03-LED-E1-SL2-8030

**CANDELA DISTRIBUTION (FULL):**

	0°	5°	15°	25°	35°	45°	55°	60°	61°	62°	64°
0°	629.2	629.2	629.2	629.2	629.2	629.2	629.2	629.2	629.2	629.2	629.2
2.5°	626.4	627.1	626.4	628.5	629.8	631.9	631.9	631.9	631.9	631.9	631.9
5°	625.7	626.4	625.7	629.2	632.6	636.8	641.0	642.4	642.4	643.1	643.8
7.5°	631.9	632.6	631.9	636.1	641.0	648.0	655.6	659.8	660.5	661.2	662.6
10°	651.4	650.1	647.3	651.4	656.3	666.8	675.8	682.8	684.9	685.6	688.4
12.5°	677.2	676.5	671.7	669.6	672.3	684.2	700.9	710.7	712.8	713.5	716.2
15°	696.7	694.6	690.5	687.7	692.6	705.1	727.4	739.9	744.1	744.8	749.7
17.5°	709.3	707.9	700.9	698.8	706.5	726.0	753.9	769.2	772.0	774.1	779.6
20°	730.2	726.0	715.5	706.5	712.8	742.7	775.5	791.5	795.7	797.8	802.6
22.5°	758.0	754.6	742.0	719.0	719.0	752.5	795.0	813.1	816.6	820.8	826.3
25°	806.1	803.3	779.0	739.9	730.2	762.2	813.1	837.5	841.0	845.8	854.2
27.5°	855.6	852.1	824.9	772.7	749.7	780.3	839.6	868.8	873.7	879.3	889.0
30°	919.0	912.7	885.6	824.9	788.0	809.6	881.4	918.3	923.9	930.8	944.1
32.5°	1061.1	1063.9	1014.4	950.3	885.6	876.5	946.2	991.5	999.8	1008.9	1027.0
35°	1292.4	1281.3	1263.2	1197.7	1125.9	1054.9	1072.3	1121.0	1130.1	1132.9	1140.6
37.5°	1440.2	1446.4	1461.1	1461.1	1407.4	1377.4	1328.0	1304.3	1306.4	1309.2	1302.9
40°	1522.4	1535.6	1585.8	1653.4	1702.1	1729.3	1720.9	1610.2	1596.9	1579.5	1523.8
42.5°	1581.6	1594.8	1680.5	1810.1	1931.4	2027.5	2080.5	1993.4	1983.6	1941.8	1874.9
45°	1617.8	1628.3	1731.4	1915.3	2098.6	2262.3	2407.2	2376.6	2373.8	2338.2	2250.5
47.5°	1610.9	1619.9	1727.2	1948.8	2189.1	2411.4	2635.8	2691.5	2694.3	2685.2	2631.6
50°	1507.7	1529.3	1635.9	1874.9	2139.0	2469.2	2783.5	2929.1	2933.3	2941.6	2920.7
52.5°	1415.8	1432.5	1527.9	1741.8	1995.5	2412.1	2871.9	3103.3	3138.8	3159.0	3198.0
55°	1378.1	1387.9	1461.1	1642.9	1877.0	2259.5	2901.9	3229.4	3292.8	3331.1	3420.3
57.5°	1371.2	1378.8	1435.3	1573.9	1798.3	2102.1	2892.1	3398.7	3499.0	3571.5	3744.3
60°	1417.9	1424.8	1464.5	1580.9	1743.9	1987.1	2803.0	3621.6	3762.4	3957.5	4236.2
62.5°	1452.7	1456.2	1504.9	1668.0	1803.8	1874.9	2575.8	3777.7	4027.8	4275.9	4690.4
64°	1401.8	1394.9	1442.9	1622.7	1896.5	1826.8	2365.4	3770.0	4063.4	4338.6	4787.3
65°	1327.3	1332.2	1375.4	1534.2	1880.5	1824.8	2227.5	3686.4	3990.9	4282.8	4742.0
67.5°	1031.2	1050.0	1061.8	1207.4	1540.5	1884.0	1865.2	3154.1	3460.0	3738.7	4281.4
70°	554.6	552.5	579.0	693.9	1071.6	1599.0	1600.4	2223.3	2561.9	2908.2	3448.1
72.5°	204.1	214.6	235.5	317.0	556.7	1153.8	1466.6	1541.9	1693.1	1968.3	2547.3
75°	117.1	118.4	122.6	149.1	268.2	636.8	1362.8	1364.2	1375.4	1420.6	1735.6
77.5°	91.3	88.5	90.6	96.8	146.3	335.1	1093.2	1295.9	1294.5	1287.6	1333.6
80°	68.3	71.1	75.2	75.2	90.6	179.8	621.5	1153.1	1192.1	1221.4	1238.1
82.5°	55.0	57.1	67.6	67.6	66.2	101.7	293.3	854.2	976.8	1056.3	1179.6
85°	35.5	37.6	57.1	56.4	53.6	59.9	153.3	286.4	308.7	376.2	535.1
87.5°	9.8	11.8	26.5	23.0	27.9	22.3	57.1	87.1	107.3	121.2	152.6
90°	0.0	0.0	0.0	0.0	0.0	0.0	0.0	0.0	0.0	0.0	0.0



REPORT NUMBER: P140963

CATALOG NUMBER: EMM-F03-LED-E1-SL2-8030

**CANDELA DISTRIBUTION (continued):**

	65°	66°	67°	68°	69°	70°	71°	72°	73°	74°	75°
0°	629.2	629.2	629.2	629.2	629.2	629.2	629.2	629.2	629.2	629.2	629.2
2.5°	631.9	631.9	631.9	632.6	632.6	632.6	632.6	632.6	633.3	631.9	631.9
5°	644.5	643.8	644.5	644.5	646.6	645.9	646.6	646.6	645.9	647.3	647.3
7.5°	664.7	663.3	664.7	665.4	666.1	668.9	668.9	670.3	671.0	671.7	670.3
10°	689.1	691.2	691.9	691.9	695.3	696.7	696.7	698.8	700.9	702.3	701.6
12.5°	719.0	720.4	721.1	725.3	726.0	728.1	731.6	733.7	733.7	737.1	739.2
15°	752.5	753.9	758.0	759.4	762.2	765.7	767.8	769.9	769.9	776.2	778.3
17.5°	781.0	783.8	786.6	788.7	793.6	797.1	800.5	802.6	806.1	808.9	813.8
20°	805.4	808.9	812.4	816.6	820.1	823.5	827.7	830.5	834.7	838.9	843.7
22.5°	829.1	833.3	837.5	841.0	845.8	849.3	852.8	857.7	860.5	864.6	870.2
25°	854.9	861.9	866.0	870.9	875.8	880.7	884.9	889.0	893.2	898.8	904.4
27.5°	896.0	899.5	905.1	907.8	916.2	921.8	927.4	928.1	933.6	944.1	945.5
30°	949.7	955.9	959.4	969.2	970.6	972.6	981.7	988.0	994.9	1003.3	1006.8
32.5°	1030.5	1036.0	1040.9	1043.7	1051.4	1063.9	1065.3	1070.9	1082.7	1084.8	1097.4
35°	1148.9	1150.3	1158.0	1162.2	1171.9	1178.9	1182.4	1187.2	1193.5	1208.1	1211.6
37.5°	1291.1	1302.9	1293.1	1283.4	1300.8	1298.7	1302.9	1297.3	1314.0	1314.7	1321.0
40°	1511.9	1507.0	1486.1	1463.8	1453.4	1447.1	1434.6	1431.8	1440.8	1436.7	1438.8
42.5°	1837.3	1791.3	1755.8	1729.3	1696.6	1661.0	1640.8	1610.2	1610.2	1601.1	1609.5
45°	2219.8	2168.2	2102.1	2039.3	1998.9	1952.3	1904.2	1872.1	1839.4	1815.0	1836.6
47.5°	2596.7	2561.9	2488.0	2430.2	2349.4	2279.7	2203.8	2137.6	2098.6	2070.0	2074.2
50°	2924.2	2892.1	2853.8	2775.8	2714.5	2643.4	2563.3	2476.2	2391.9	2357.8	2328.5
52.5°	3200.1	3189.0	3156.2	3120.0	3069.8	2993.9	2943.0	2860.1	2760.5	2688.7	2658.0
55°	3444.0	3463.5	3480.9	3473.2	3455.1	3445.4	3382.7	3326.2	3258.6	3237.7	3174.3
57.5°	3827.9	3884.3	3951.2	3988.1	4024.3	4107.3	4127.5	4105.9	4114.2	4108.6	4075.2
60°	4371.3	4507.9	4624.9	4718.3	4817.9	4914.8	5029.0	5104.3	5135.6	5256.9	5254.8
62.5°	4837.4	5019.3	5169.1	5281.3	5397.6	5485.4	5559.3	5634.5	5726.5	5814.3	5925.0
64°	4964.2	5107.1	5229.0	5329.3	5412.9	5484.7	5541.1	5610.1	5686.1	5799.6	5922.3
65°	4898.7	5059.7	5148.2	5238.8	5314.0	5369.7	5427.6	5490.3	5586.4	5676.3	5807.3
67.5°	4453.5	4575.5	4703.7	4788.0	4860.4	4893.2	4947.5	4999.8	5053.4	5144.0	5307.7
70°	3755.4	3892.0	4076.6	4156.0	4231.3	4243.1	4294.0	4333.0	4368.5	4489.1	4569.9
72.5°	2817.6	3082.4	3263.5	3402.9	3418.2	3477.4	3498.3	3514.3	3554.7	3577.0	3601.4
75°	1941.8	2180.1	2334.1	2387.0	2451.8	2420.5	2384.2	2256.7	2257.4	2149.4	2026.8
77.5°	1366.3	1403.2	1404.6	1405.3	1319.6	1269.5	1212.3	1139.2	1110.6	1053.5	975.4
80°	1238.8	1234.6	1208.8	1177.5	1130.8	1063.9	994.9	946.9	909.2	866.7	811.0
82.5°	1195.6	1205.4	1186.5	1160.1	1132.9	1066.7	987.3	912.0	850.0	782.4	714.2
85°	582.5	599.2	653.5	689.1	697.4	656.3	599.9	531.6	466.1	392.3	358.1
87.5°	174.9	187.4	191.6	203.4	218.1	198.6	174.9	156.8	126.1	109.4	85.7
90°	0.0	0.0	0.0	0.0	0.0	0.0	0.0	0.0	0.0	0.0	0.0





REPORT NUMBER: P140963

CATALOG NUMBER: EMM-F03-LED-E1-SL2-8030

**CANDELA DISTRIBUTION (continued):**

	76°	77°	78°	79°	80°	81°	82°	83°	84°	85°	86°
0°	629.2	629.2	629.2	629.2	629.2	629.2	629.2	629.2	629.2	629.2	629.2
2.5°	631.9	632.6	632.6	631.9	632.6	632.6	633.3	632.6	632.6	632.6	631.9
5°	645.9	648.7	648.0	648.0	649.4	649.4	648.7	650.1	649.4	649.4	648.7
7.5°	672.3	672.3	674.4	675.1	673.7	673.7	675.1	675.8	677.2	677.9	677.9
10°	703.0	706.5	706.5	707.2	707.9	710.0	710.7	710.7	712.1	712.1	713.5
12.5°	740.6	742.0	743.4	746.9	747.6	747.6	751.1	750.4	750.4	753.9	754.6
15°	781.0	783.1	786.6	788.0	789.4	792.9	795.0	797.1	796.4	801.2	802.6
17.5°	816.6	818.7	822.8	826.3	828.4	830.5	831.9	834.7	838.9	842.4	843.1
20°	845.1	847.9	852.8	857.0	860.5	862.6	868.1	870.9	872.3	875.1	878.6
22.5°	873.0	877.9	882.8	884.2	891.8	893.9	898.1	902.3	905.1	911.3	913.4
25°	907.8	912.0	918.3	922.5	927.4	931.5	935.7	939.2	945.5	951.0	953.8
27.5°	953.8	957.3	962.2	969.9	974.0	976.8	984.5	991.5	994.2	999.8	1004.7
30°	1014.4	1017.9	1024.9	1032.6	1036.0	1045.1	1050.7	1055.6	1061.1	1068.8	1075.8
32.5°	1102.9	1107.1	1113.4	1123.1	1123.1	1129.4	1141.3	1151.7	1155.9	1164.9	1169.8
35°	1219.3	1220.0	1227.0	1241.6	1245.8	1244.4	1255.5	1265.3	1268.1	1282.0	1291.1
37.5°	1332.2	1334.2	1342.6	1348.2	1355.8	1361.4	1369.1	1383.7	1383.7	1403.9	1412.3
40°	1449.2	1459.7	1461.1	1462.4	1475.0	1497.3	1504.9	1519.6	1532.8	1552.3	1561.4
42.5°	1619.2	1630.4	1643.6	1658.9	1677.7	1690.3	1704.9	1725.8	1731.4	1755.8	1762.0
45°	1851.9	1865.2	1900.7	1904.2	1937.6	1954.3	1978.7	2006.6	2013.6	2029.6	2021.2
47.5°	2083.9	2099.3	2138.3	2178.7	2209.3	2238.6	2245.6	2257.4	2267.9	2258.1	2260.9
50°	2341.0	2363.3	2400.3	2435.8	2458.8	2492.2	2492.2	2495.0	2485.3	2469.2	2443.5
52.5°	2642.0	2645.5	2669.2	2697.1	2718.0	2724.9	2724.9	2708.9	2685.2	2659.4	2609.3
55°	3144.4	3106.0	3113.0	3113.0	3097.7	3085.1	3075.4	3036.4	2989.7	2943.0	2897.0
57.5°	4049.4	4085.7	3977.7	3948.4	3949.8	3854.3	3815.3	3748.4	3698.3	3614.7	3544.3
60°	5340.5	5315.4	5279.9	5246.4	5249.2	5123.1	5034.6	4935.0	4847.9	4663.9	4585.9
62.5°	6024.0	6113.2	6164.0	6138.2	6079.0	6000.3	5855.4	5704.2	5550.9	5394.8	5254.8
64°	6049.1	6166.8	6267.1	6308.9	6281.1	6181.4	6033.7	5845.6	5663.1	5479.1	5309.8
65°	5927.8	6076.9	6206.5	6265.0	6266.4	6178.7	6030.9	5841.4	5646.3	5433.1	5256.9
67.5°	5424.8	5596.2	5723.7	5821.9	5906.2	5861.6	5759.2	5557.9	5373.2	5131.5	4938.5
70°	4670.2	4776.1	4919.6	5063.2	5130.8	5141.2	5102.9	5001.2	4785.2	4588.7	4340.0
72.5°	3599.3	3763.8	3679.5	3767.9	3824.4	3769.3	3776.3	3602.8	3533.1	3360.4	3185.5
75°	1906.3	1911.8	1875.6	1612.2	1579.5	1459.0	1592.7	1353.8	1272.2	1197.0	1100.1
77.5°	884.2	769.9	663.3	553.9	452.9	396.4	309.4	272.4	245.3	216.0	222.3
80°	739.2	651.4	558.1	462.6	388.8	314.2	252.2	195.8	156.8	131.7	119.8
82.5°	654.2	576.9	512.1	453.6	400.6	327.5	268.9	207.6	159.6	120.5	93.4
85°	295.4	231.3	210.4	165.8	140.7	119.8	95.5	78.7	64.8	55.0	43.2
87.5°	69.0	47.4	40.4	38.3	33.4	31.4	26.5	27.9	23.0	18.1	18.8
90°	0.0	0.0	0.0	0.0	0.0	0.0	0.0	0.0	0.0	0.0	0.0



REPORT NUMBER: P140963

CATALOG NUMBER: EMM-F03-LED-E1-SL2-8030

**CANDELA DISTRIBUTION (continued):**

	87°	88°	89°	90°	95°	105°	115°	125°	135°	145°	155°
0°	629.2	629.2	629.2	629.2	629.2	629.2	629.2	629.2	629.2	629.2	629.2
2.5°	631.9	631.9	632.6	632.6	633.3	634.7	636.8	634.7	634.7	634.7	635.4
5°	650.1	650.8	650.1	650.1	651.4	653.5	654.2	650.1	648.0	645.9	643.1
7.5°	676.5	679.3	678.6	678.6	680.0	680.0	678.6	672.3	666.1	656.3	648.0
10°	713.5	714.9	714.9	714.9	716.9	718.3	712.1	698.1	681.4	664.0	648.7
12.5°	757.4	756.7	758.7	760.8	759.4	759.4	747.6	726.0	698.8	670.3	643.8
15°	803.3	804.0	804.0	807.5	808.2	805.4	786.6	753.2	711.4	668.2	625.7
17.5°	846.5	847.9	848.6	851.4	854.9	847.2	820.1	774.8	713.5	648.7	591.5
20°	882.8	884.9	886.9	889.0	892.5	886.9	850.7	785.2	702.3	617.3	551.8
22.5°	915.5	919.0	920.4	923.9	929.4	922.5	878.6	785.2	677.2	583.2	507.2
25°	955.2	959.4	966.4	967.8	977.5	969.9	900.9	779.6	648.7	540.0	459.1
27.5°	1007.5	1011.7	1017.9	1021.4	1033.3	1022.8	917.6	765.0	613.1	493.3	412.5
30°	1076.5	1080.6	1088.3	1091.8	1113.4	1078.5	928.7	742.7	572.0	438.9	358.8
32.5°	1172.6	1183.8	1183.1	1192.1	1211.6	1140.6	933.6	711.4	520.5	383.9	308.7
35°	1298.7	1306.4	1313.3	1325.9	1334.9	1206.7	930.1	670.3	456.4	326.8	264.8
37.5°	1419.9	1433.2	1438.1	1446.4	1444.3	1251.3	916.2	606.2	386.7	275.9	234.8
40°	1571.1	1578.8	1594.1	1601.8	1564.9	1293.8	883.5	520.5	317.0	242.5	215.3
42.5°	1772.5	1782.2	1774.6	1772.5	1701.4	1317.5	820.8	434.8	265.5	218.1	199.3
45°	2017.0	2021.2	1998.2	1982.9	1858.9	1315.4	729.5	353.9	229.9	200.0	185.3
47.5°	2237.9	2229.6	2199.6	2176.6	1995.5	1266.7	615.2	291.9	211.1	185.3	174.2
50°	2420.5	2383.5	2351.5	2322.2	2104.8	1192.1	505.8	245.9	193.0	173.5	163.0
52.5°	2585.6	2535.4	2497.8	2448.3	2204.5	1093.9	418.7	214.6	174.9	161.6	151.2
55°	2830.1	2771.6	2723.5	2674.8	2380.7	1017.2	362.3	190.9	156.8	149.1	139.3
57.5°	3531.8	3375.0	3332.5	3288.6	2853.1	1000.5	329.6	172.1	142.8	137.3	131.0
60°	4491.2	4389.4	4321.2	4213.9	3637.7	1054.2	305.2	158.2	133.1	129.6	124.0
62.5°	5116.8	4994.2	4881.3	4771.9	4098.2	1052.8	275.2	149.1	127.5	126.8	118.4
64°	5156.5	5019.3	4893.2	4775.4	4112.8	983.8	248.0	142.8	127.5	127.5	115.0
65°	5091.0	4953.1	4822.8	4700.2	4029.2	930.8	229.9	140.0	129.6	128.9	112.9
67.5°	4757.3	4618.7	4472.3	4340.7	3675.3	729.5	181.8	135.2	140.7	135.9	110.8
70°	4167.2	4009.7	3899.6	3804.9	3154.8	509.3	144.2	138.0	154.0	144.2	116.4
72.5°	3020.3	2892.1	2890.8	2783.5	2388.4	323.3	116.4	137.3	153.3	142.8	120.5
75°	1173.3	1006.1	1000.5	1038.1	1015.8	174.9	100.3	121.2	125.4	119.1	106.6
77.5°	200.7	197.2	195.1	205.5	226.4	96.8	92.0	103.1	93.4	84.3	88.5
80°	111.5	106.6	105.2	105.2	98.9	79.4	81.5	82.2	67.6	62.7	73.2
82.5°	77.3	71.8	69.0	66.9	64.8	71.1	72.5	64.8	48.8	48.1	68.3
85°	37.6	35.5	34.8	34.8	39.7	66.9	59.9	50.2	32.7	32.7	73.9
87.5°	16.0	16.0	13.9	13.9	21.6	42.5	27.2	20.9	13.2	15.3	30.0
90°	0.0	0.0	0.0	0.0	0.0	0.0	0.0	0.0	0.0	0.0	0.0



REPORT NUMBER: P140963  
 CATALOG NUMBER: EMM-F03-LED-E1-SL2-8030

**CANDELA DISTRIBUTION (continued):**

	165°	175°	180°
0°	629.2	629.2	629.2
2.5°	634.7	636.1	635.4
5°	639.6	639.6	638.2
7.5°	638.9	636.1	634.7
10°	634.7	627.1	626.4
12.5°	623.6	611.0	607.6
15°	591.5	574.8	570.6
17.5°	551.1	531.6	526.0
20°	505.1	482.8	475.2
22.5°	460.5	434.8	427.1
25°	411.8	386.0	381.8
27.5°	358.1	333.7	327.5
30°	308.7	287.8	282.9
32.5°	264.1	249.4	249.4
35°	234.8	222.3	222.3
37.5°	211.8	206.2	205.5
40°	196.5	191.6	190.9
42.5°	184.6	179.1	178.4
45°	172.1	166.5	166.5
47.5°	160.2	154.0	154.7
50°	148.4	143.5	143.5
52.5°	138.7	133.8	133.1
55°	129.6	124.7	124.0
57.5°	121.2	115.7	115.0
60°	112.9	107.3	105.9
62.5°	105.9	99.6	98.2
64°	101.7	95.5	94.1
65°	99.6	92.7	92.0
67.5°	97.5	88.5	87.8
70°	105.2	87.1	83.6
72.5°	105.9	85.0	80.8
75°	100.3	80.8	77.3
77.5°	88.5	73.9	69.7
80°	85.0	57.8	50.9
82.5°	78.0	47.4	39.7
85°	64.1	30.7	28.6
87.5°	36.9	20.2	14.6
90°	0.0	0.0	0.0

(END OF REPORT)